

**SRQ** | THE MAGAZINE

# WHERE THE VOTES ARE

WEDNESDAY

**9/10**  
**7:45am**  
SRQ MEDIA

331 South Pineapple Avenue, Sarasota

Coffee and bagels | 7:45am

Presentation | 8:00am

RSVP | [WTVA@SRQMAG.COM](mailto:WTVA@SRQMAG.COM)

OPEN TO THE PUBLIC.



- ✚ Democratic Turnout Nearly Matches Republican Turnout, But GOP Voters Still Significantly Outnumber Dems
- ✚ Partisan Divide Widening. Sarasota City Voters Increasingly Democratic, But South County Republicans Keep Firm Hold On South
- ✚ Geographic Divides Extend Beyond Party. Englewood Voters Behaved Differently in State House, County, School Board Races
- ✚ Younger Voters Starting To Register In Higher Numbers, But Participation In Primary Election Remains Extremely Low

SRQ | THE MAGAZINE

WHERE THE  
VOTES ARE

SRQ: Where the  
Votes Are

August 26, 2014  
Primary Election

30000

25000

20000

15000

10000

5000

0

Votes

Adeshi

Cuevas-Neu

Scott



9/10/2014; SRQ Media Group

20000

15000

10000

5000

0

Votes

Crist

Rich



Governor



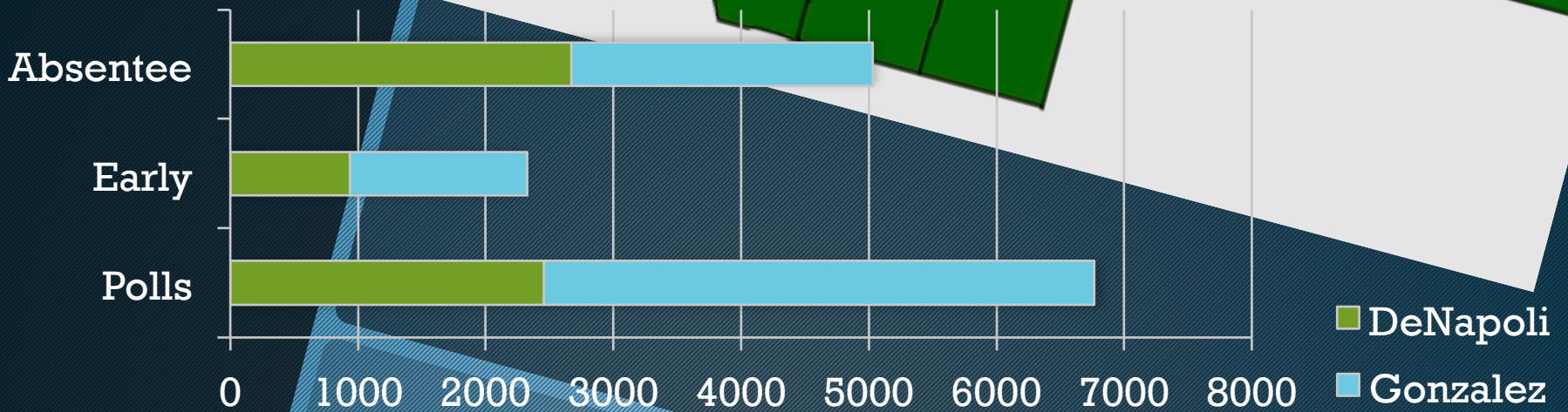
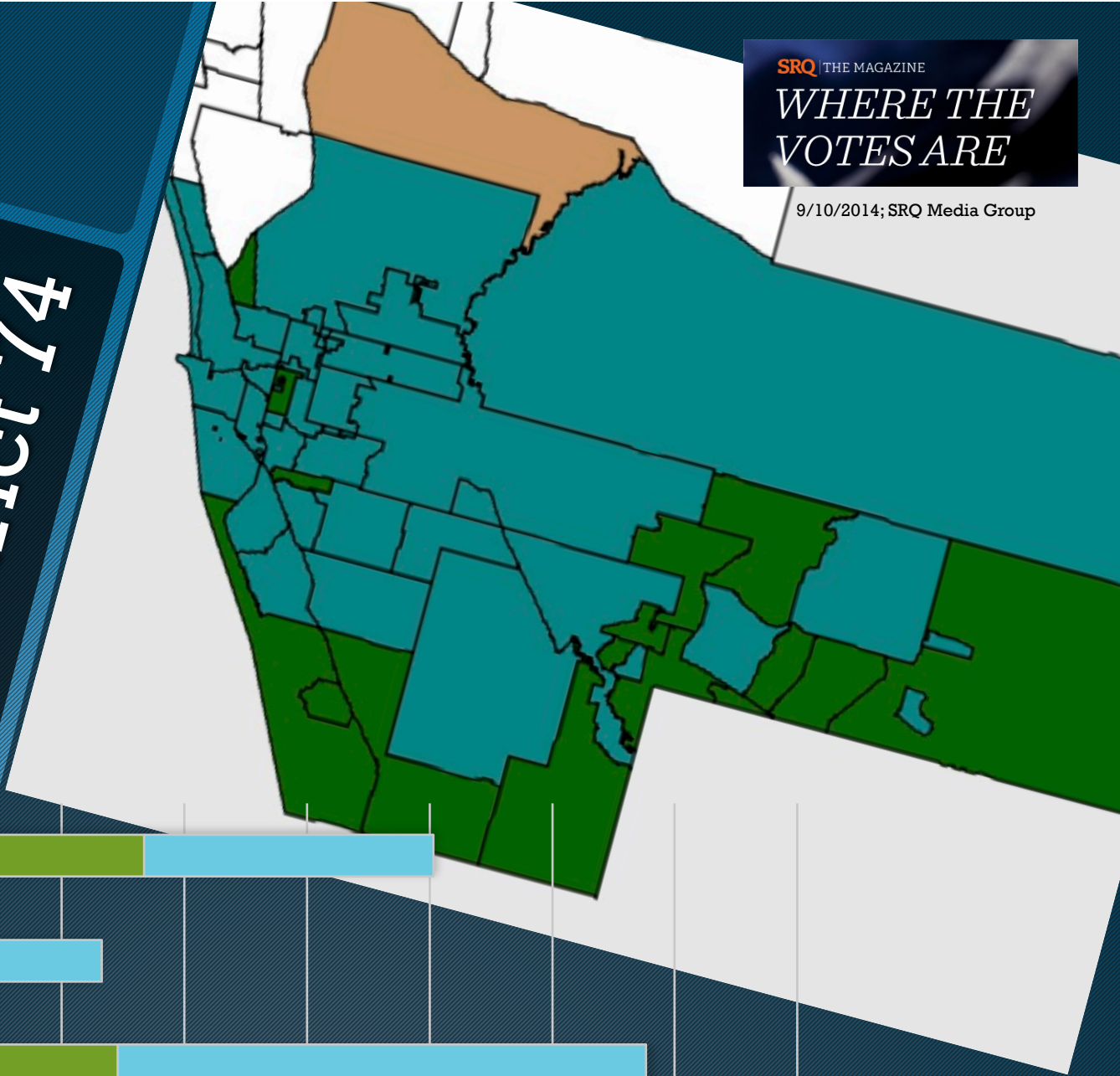
Gonzalez won in Venice, East County.

DeNapoli did best in dense Englewood, North Port.

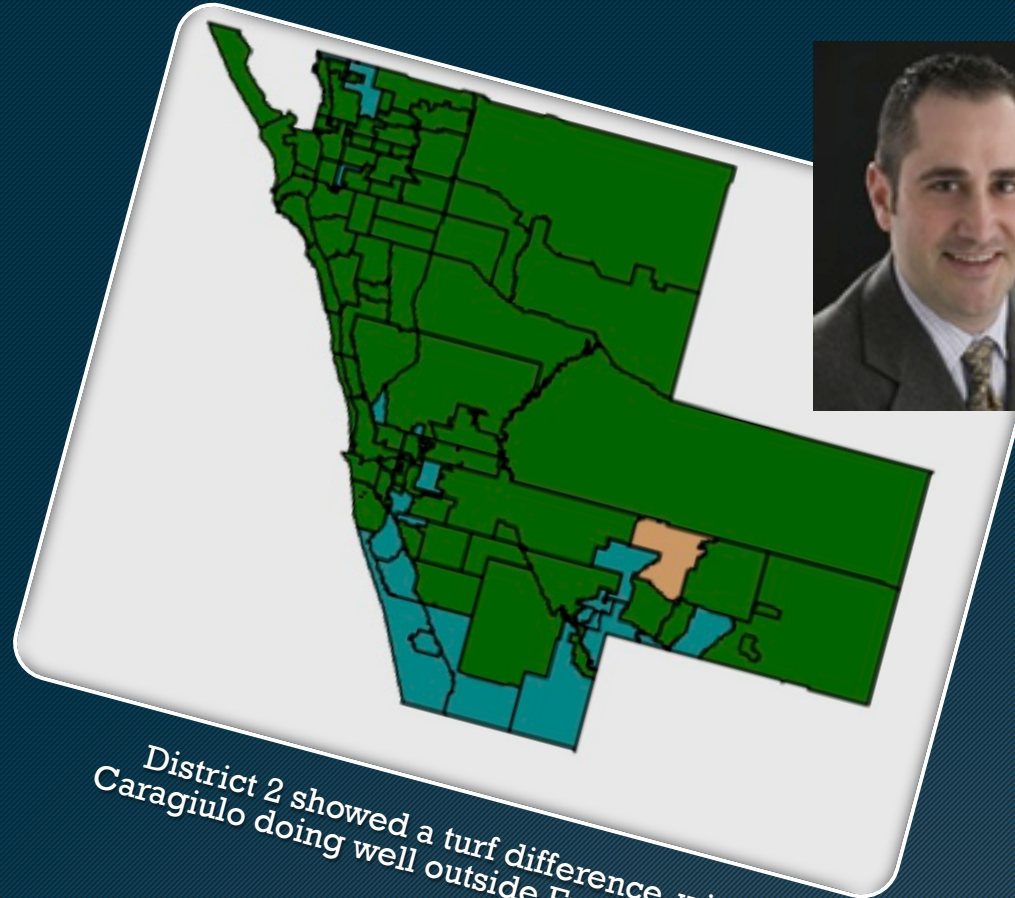

# State House District 74

SRQ THE MAGAZINE  
*WHERE THE VOTES ARE*


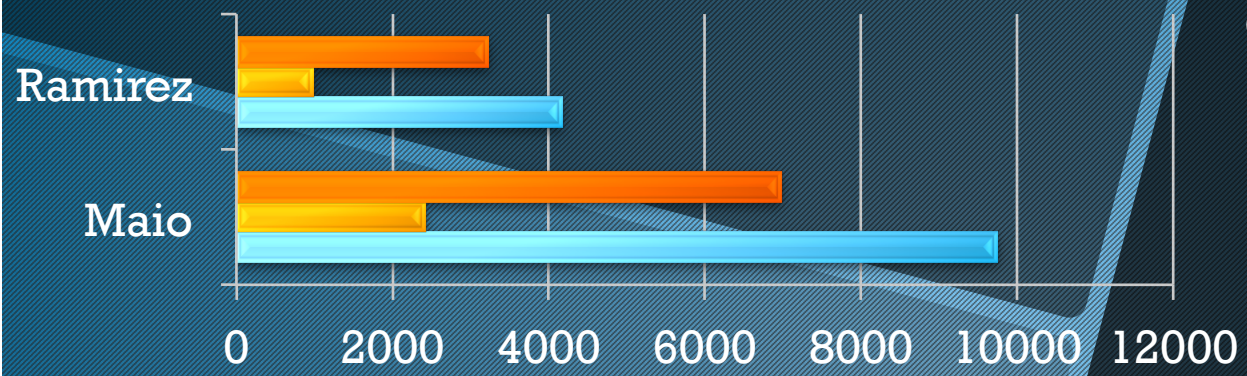
9/10/2014; SRQ Media Group



# Sarasota County Commission



District 2 showed a turf difference, with winner Caragiulo doing well outside Englewood, North Port

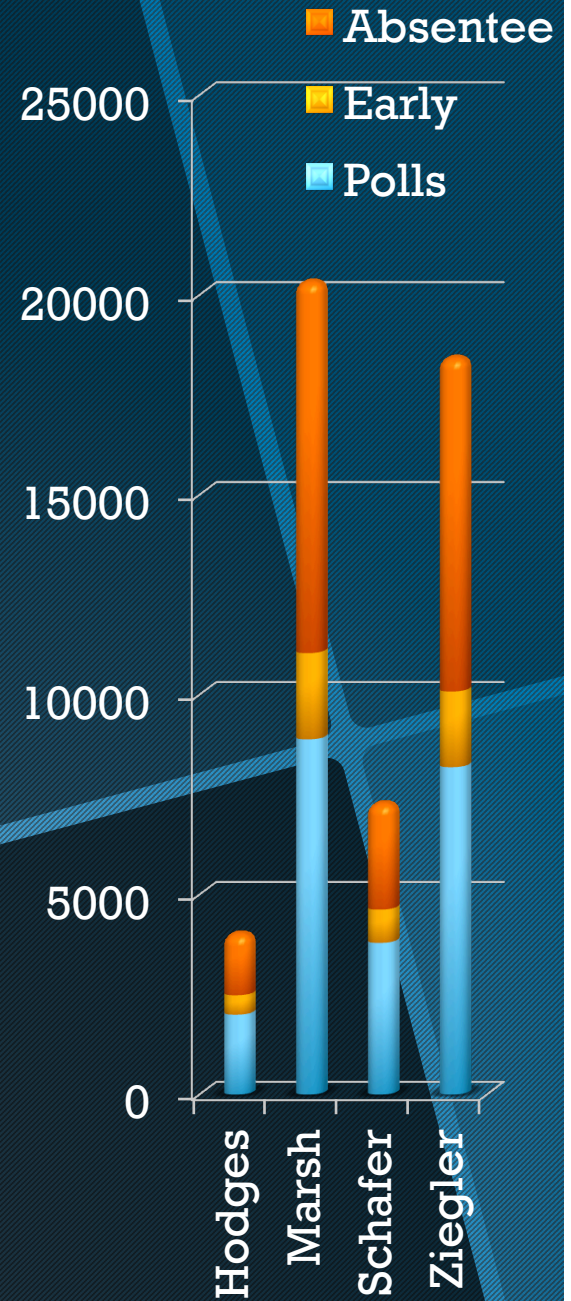


District 4 winner Maio sustains dominating momentum

School Board 1			
Hodges	Marsh	Schafer	Ziegler
1	3	3	1
33	151	29	89
107	409	166	373
35	132	49	173
33	102	30	103
32	293	51	107
6	40	13	18
7	50	26	42
82	289	65	200
16	53	38	74
3	116	37	127
62	428	154	286
12	86	21	92
43	229	105	194
122	429	140	367
27	72	17	61
9	43	20	63
89	425	161	398
32	82	20	66
20	387	87	254
27	206	66	123
7	57	19	48
7	21	4	34
49	440	81	268
19	118	44	95
23	122	52	93
57	232	64	177
9	83	27	76
82	436	133	276
93	429	114	360
39	220	37	144
27	114	31	57
50	197	63	207
64	218	77	203
126	635	231	516
106	512	164	478
5	5	4	81
0	0	0	5
50	255	119	317
76	361	174	416
54	118	52	166
77	409	160	314
106	384	152	406
15	74	28	96
11	117	28	120
13	56	34	58
23	183	105	220
11	60	32	74
9	12	21	31
83	316	148	301
29	178	73	183
36	283	90	216
16	69	44	56
10	75	38	64
18	74	38	75
38	174	66	156
6	54	25	54
11	37	8	40
17	108	41	54
98	529	112	325
80	293	94	226
76	352	106	269
50	322	107	274
64	453	113	348
73	506	139	358
71	679	202	558
22	81	32	73
22	115	32	92
69	397	101	280
10	140	41	109
0	5	3	11
45	251	107	248
48	241	128	285
3	50	19	57
21	103	56	136
5	38	16	48
66	365	111	367
1	29	12	32
21	134	58	181
66	211	97	266
13	69	27	96
51	245	104	252
7	62	23	62
19	80	44	125
51	223	103	267
51	230	106	232
7	84	37	98
15	85	46	118
51	208	104	224
81	328	143	389
57	214	104	244
17	70	25	99
38	169	50	169
135	702	274	727
48	292	92	270
45	206	90	214
20	76	40	97
19	101	58	121
56	267	124	344
4009	20315	7265	18412

Neither Marsh nor Ziegler matched the performance of elected incumbents. Ziegler did especially well in South County. Partisan make-up of precincts was not always indicative of who would win any given precinct.

# School Board District 1



Incumbents Shirley Brown  
and Jane Goodwin  
dominated independent of  
party of geography

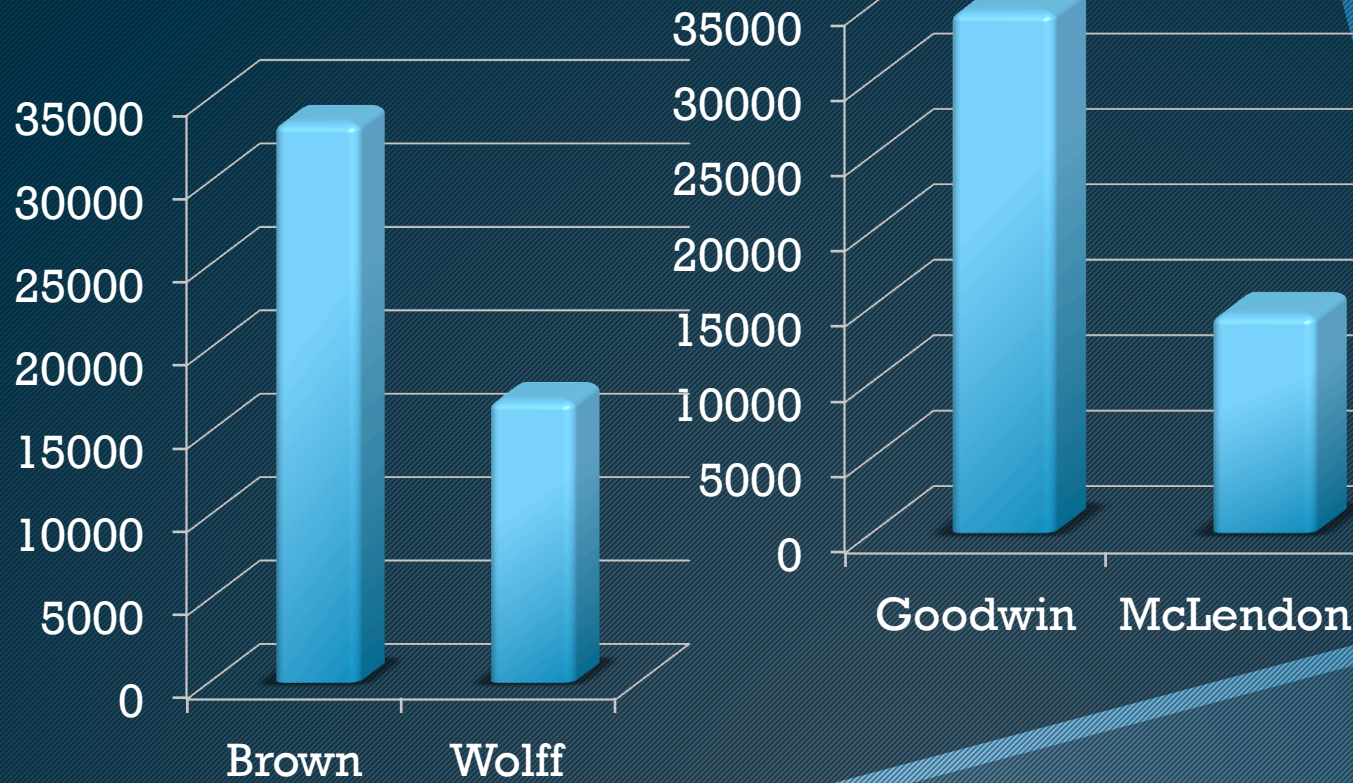


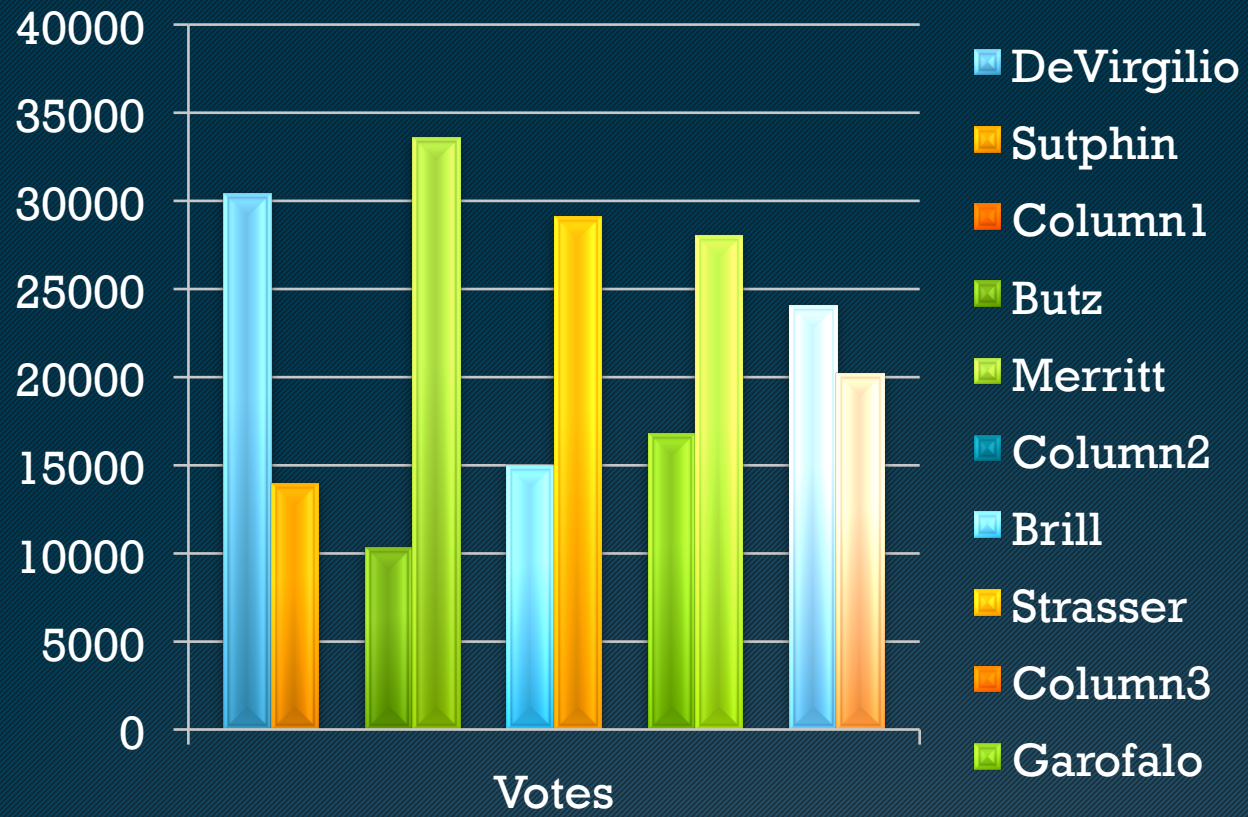
9/10/2014; SRQ Media Group

### District 5

School Board  
District 4, 5

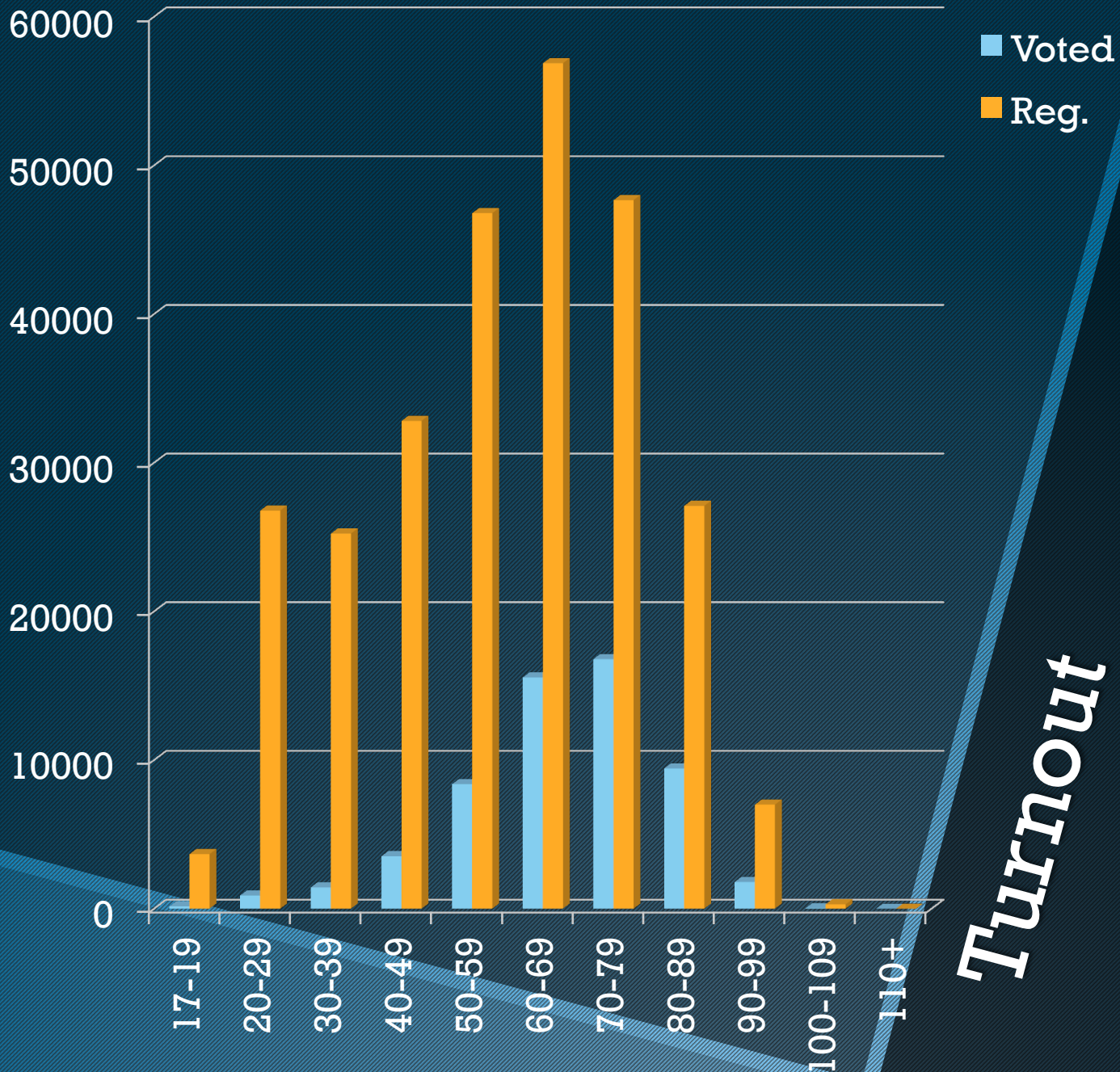
### District 4





# Hospital Board



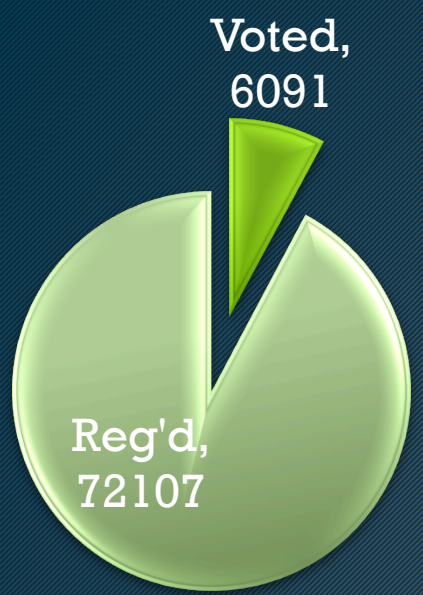
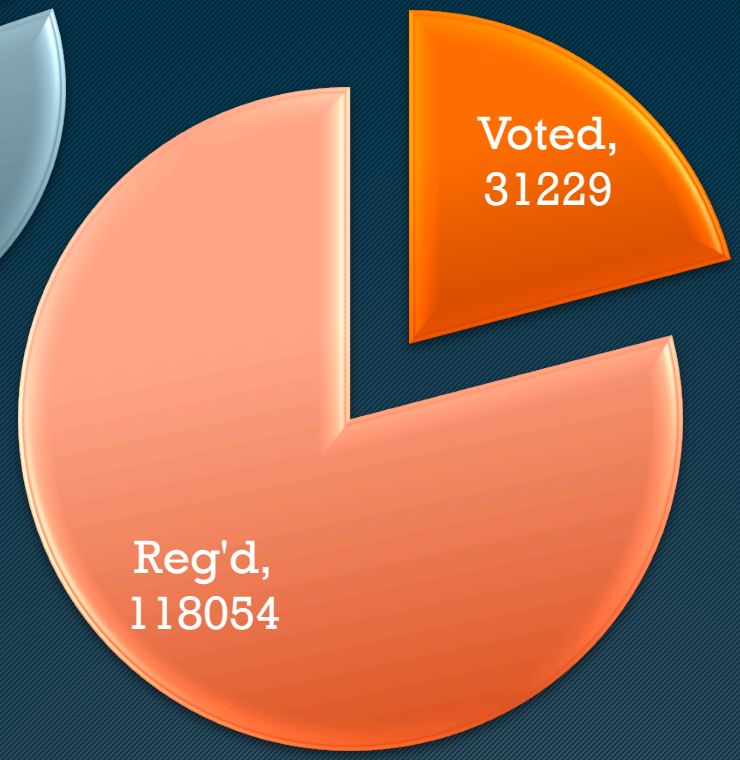
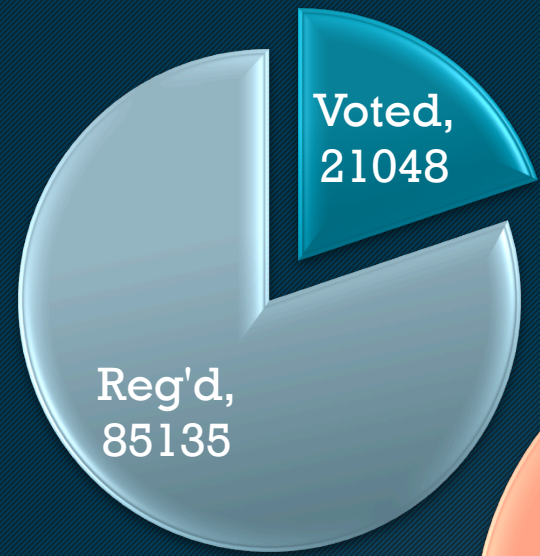


# Turnout

Once again, more voters over the age of 90 voted in this election than voters under the age of 30



# Partisan Turnout



Party	Votes	Reg'd	Turnout
Dem	21048	85135	24.72%
Rep	31229	118054	26.45%
Other	6091	72107	8.45%
Total	58368	275296	21.20%

	Polls	Absentee	Early
Dem	8292	10902	1854
Rep	15627	11897	3705
Other	2772	2772	636

Age	Voted	Reg'd	Turnout
17-19	158	3675	4.30%
20-29	887	26778	3.31%
30-39	1433	25232	5.68%
40-49	3530	32812	10.76%
50-59	8377	46786	17.90%
60-69	15554	56870	27.35%
70-79	16787	47662	35.22%
80-89	9437	27098	34.83%
90-99	1801	6999	25.73%
100+	29	294	9.86%

	Dem	Rep	Other
17-20	1605	1863	2750
21-29	7585	7654	9006
30-55	25710	34568	25594
56-64	15477	19973	11194
65+	34739	53981	23545

Race	Voted	Reg'd	Turnout
White	48982	245760	19.93%
Black	1232	9495	12.98%
Hispanic	644	8530	7.55%
Other	1295	11511	11.25%

	Reg'd	Cast	Turnout
SH 74	49763	14118	28.37%
Governor	118054	29478	24.97%
Governor	85135	20485	24.06%
CC 2	118054	27955	23.68%
CC 4	118054	27519	23.31%
Att. General	85135	17321	20.35%
Charter 1	118054	22431	19.00%
Charter 5	118054	22097	18.72%
School Board 4	274260	50614	18.45%
School Board 1	274260	50001	18.23%
Circuit Judge	274260	49181	17.93%
School Board 5	274260	50001	18.23%
Hosp. S 1	274260	44806	16.34%
Hosp. C 2	274260	44387	16.18%
Hosp. S 2	274260	44246	16.13%
Hosp. N 2	274260	44052	16.06%
Hosp. N 1	274260	43993	16.04%

Aug. 26, 2014 Primary	21.20%
Mar. 23, 2014 Special	16.76%
Nov. 6, 2012 General	75.21%
Aug. 14, 2012 Primary	16.47%
Jan. 31, 2012 Pres. Prefer.	45.54%
Nov. 2, 2010 General	56.10%
Aug. 24, 2010 General	24.28%

May 14, 2013 Sarasota	19.97%
Mar. 12, 2013 Sarasota	17.34%
Nov. 8, 2011 Venice	23.74%
May 10, 2011 Sarasota	14.81%
Mar. 8, 2011 Sarasota	17.78%



